

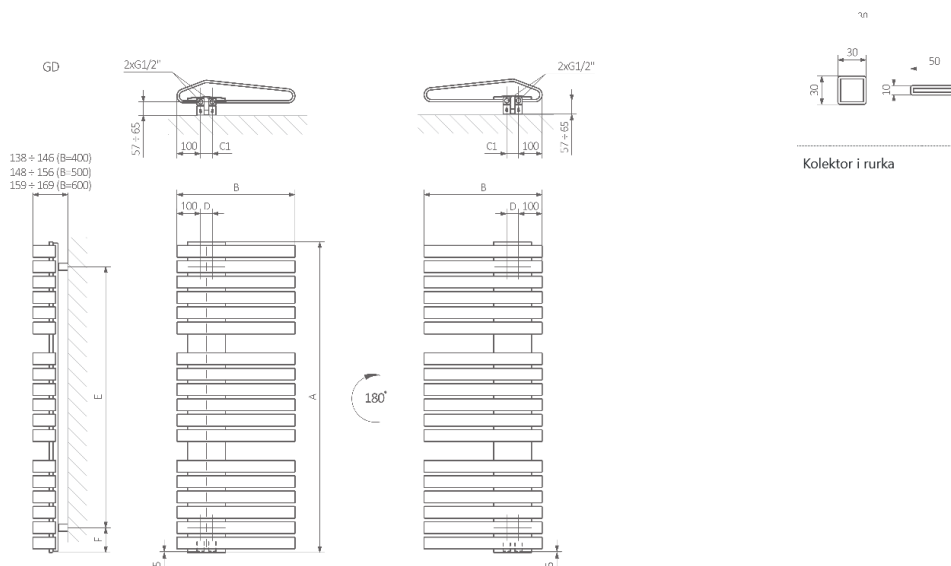


Betriebsdruck: 600 Kpa

Maximale Betriebstemperatur: bis zu 95°C

WASSER- / ELEKTROKÜHLKÖRPER

A ↓ [mm]	B → [mm]	C1 [mm]	75/65/20°C [W]	55/45/20°C [W]	 [W]	D [mm]	E [mm]	F [mm]	H [dm³]	 [kg]	A ↓ [mm]
paint											
730	400	50	461	246	400	50	530	100	3.30	13.28	WGIRS073040
730	500	50	567	302	600	50	530	100	3.90	15.76	WGIRS073050
730	600	50	672	357	800	50	530	100	4.51	18.27	WGIRS073060
925	400	50	578	307	600	50	725	100	4.34	17.35	WGIRS092040
925	500	50	712	378	800	50	725	100	5.14	20.66	WGIRS092050
925	600	50	843	446	800	50	725	100	5.95	23.98	WGIRS092060
1120	400	50	695	368	800	50	920	100	5.37	21.41	WGIRS112040
1120	500	50	855	452	800	50	920	100	6.37	25.55	WGIRS112050
1120	600	50	1012	535	1000	50	920	100	7.38	29.71	WGIRS112060
1315	400	50	810	427	800	50	1115	100	6.40	25.47	WGIRS131040
1315	500	50	996	525	1000	50	1115	100	7.61	30.44	WGIRS131050
1315	600	50	1180	622	1200	50	1115	100	8.82	35.43	WGIRS131060
1510	400	50	924	486	1000	50	1310	100	7.44	29.53	WGIRS151040
1510	500	50	1137	598	1200	50	1310	100	8.84	35.33	WGIRS151050
1510	600	50	1347	709	1500	50	1310	100	10.25	41.16	WGIRS151060
1705	400	50	1037	545	1000	50	1505	100	8.47	33.6	WGIRS170040
1705	500	50	1276	670	1200	50	1505	100	10.08	40.22	WGIRS170050
1705	600	50	1511	794	1500	50	1505	100	11.69	46.88	WGIRS170060



Kolektor i rurka